

# Budget highlights 2024-25





This year's budget totals \$42.9 million which include operating expenses of \$23.5 million and capital expenditure of \$19.4 million.

Council actively pursues state and federal government funding opportunities to assist in funding projects for our communities. This year, capital grants and subsidies included in the budget is to \$15.0 million.

Total amount of \$19.4 million capital projects is included in the budget of which Council will fund \$ 4.3 million. Some of the key projects that Council plans to deliver in 2024/25 are as follows:

Continuation of the Horn Island Affordable Housing	\$4,970,857
TSC Roadworks Projects	\$3,330,501
Plant Replacement Program	\$1,719,750
Torres Strait - Horn Island Housing Growth Master Plan	\$1,255,000
Mechanical Workshop	\$1,000,000
Community Infrastructure Projects	\$1,180,000
Airport Projects	\$ 847,000
Construct outdoor activity space to support physical activity at Horn Island	\$415,000
Upgrade amenities to support swimming at Thursday Island	\$334,590
Sewerage Projects	\$311,828
Horn Island Playground	\$300,000

## Key services

	<b>Refuse management</b>	
	Maintenance and operating costs	\$2,332,366
	Capital expenditure	\$1,817,595
	<b>Roads, streets &amp; drainage</b>	
	Maintenance and operating costs	\$1,935,393
	Capital expenditure	\$3,330,501
	<b>Water services</b>	
	Maintenance and operating costs	\$ 1,843,702
	<b>Sewerage services</b>	
	Maintenance and operating costs	\$ 462,180
	Capital expenditure	\$ 311,828

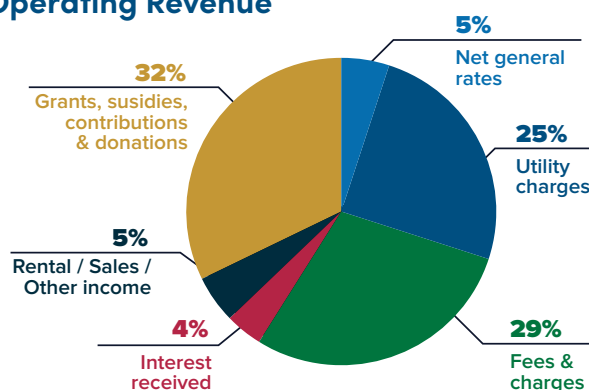
Council also provides recreational and hall facilities including library for the community. Total expenditure for 2024/25 excluding depreciation is \$ 1,519,405.

Council pensioner remission up to a maximum of \$400 per annum.

Out of Council's total operating revenue, 30% will come from the general rates and charges.

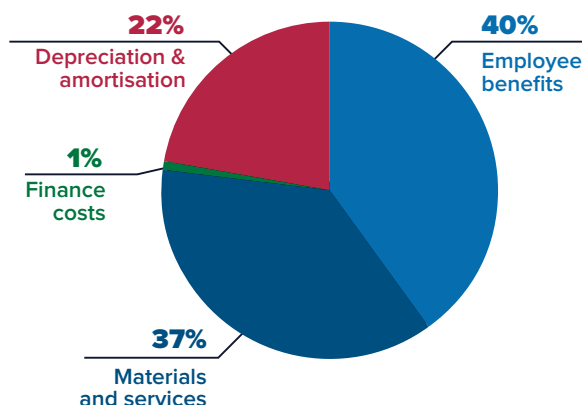
Council's operating revenue and expenses for 2024/25 is outlined in the below graphs.

## Operating Revenue



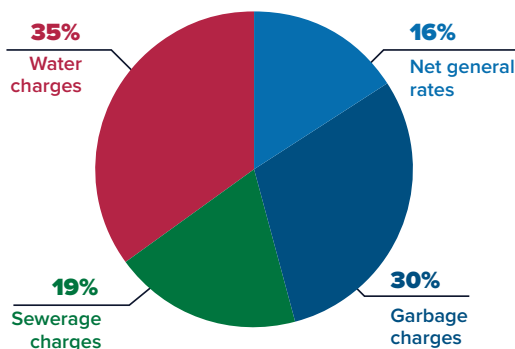
Net general rate levied for 2024/25 will be \$1.14 million, which represents 4.9% of the \$23.5 million operational expense budget (without depreciation).

## Operating Expenses



As per the chart below, net general rates comprise 16% of Council's total general rates and charges.

## Net general rates and utility charges



On average, total general rates and utilities charges

**↑4.3%**

**10%** General rates discount

**↑12.35%** Interest on rates